




Years
Pre-Primary to 6

You are missing out on the fun if you are not using:

Western Australian Modern Cursive

TARGETING HANDWRITING

By Jane Pinsker, Jo Ryan and
Stephen Michael King




The best-selling handwriting series that students enjoy using!

NEW

WESTERN AUSTRALIAN TARGETING HANDWRITING

By Jane Pinsker, Jo Ryan and Stephen Michael King



PAGE 55 – Pre-Primary Student Book

Targeting Handwriting is the best-selling handwriting program for Years Pre-Primary – 4. There are student books and three accompanying teacher resource books. **Targeting Handwriting** gives you everything you need to achieve successful handwriting outcomes. **The student books:**

- introduce each new skill sequentially
- are very clearly structured, with a useful and sensible sequence
- give space, wherever possible, for students to copy words underneath models, so left-handers aren't disadvantaged
- give instruction for capitals for left-handers
- integrate the practice of numerals and punctuation
- provide assessment pages to help teachers assess specific handwriting skills, plus many opportunities for student self-assessment
- include a section on calligraphy.



TEACHER RESOURCE BOOKS Years Pre-Primary – 2

What makes this series different from all the others?

The Teacher Resource Books!


The Targeting Handwriting series is the only handwriting program that supports teachers with a resource book for each year in Lower Primary. The books provide information regarding stages of development and common problems relevant to the age group. There is a teacher resource book to accompany each level — Pre-Primary, Year 1 and Year 2. **Features include:**



- information on the mechanics of writing, e.g. posture, pencil grip and paper position
- templates of fun props to make for demonstrating handwriting patterns
- over 100 worksheets for extra practice of each letter
- specific teaching notes on all the different joins
- a troubleshooting chart to help you identify and remedy handwriting difficulties.

FINE MOTOR SKILLS PROGRAM: WEEK 4			
Day One	Day Two	Day Three	Day Four
<ol style="list-style-type: none"> 1. Have students roll a marble with thumb and index finger along a variety of tracks drawn on card strips. 2. Have students clip pegs around the top of an ice-cream container, using thumb and index finger. Ask them to try it with both hands. 3. Have students use plastic tweezers to pick up chick peas from a container and share equally between first two, then three, then four egg carton cups. (Start with 12 chick peas.) 4. Ask students to use thumb and index fingers only to 'lick' a variety of objects, egg felt-tip pens, pencils, pegs, counters, into an ice-cream container. (Spread students out well to keep them from flicking objects into each other.) 	<ol style="list-style-type: none"> 1. Make some base board race tracks out of cardboard. Cover with contact paper or laminar. Have students drive toy cars along the tracks. 2. Provide a collection of regular and irregular cardboard shapes. Ask students to use thumb tacks to secure the shapes onto styrofoam boards to make pictures. (The lids of broccoli boxes work well.) 3. Sewing cards — either commercially made or made from thick card. 4. Have students 'post' blocks into ice-cream containers through shaped holes cut into the lids. 	<p>Name practice activities:</p> <ol style="list-style-type: none"> 1. Playdough names. Provide students with a name card showing starting points and directional arrows. Have them make the letters in their name using playdough, on a work mat. 2. Rainbow names. Provide students with a name card they can use to trace their name using five different coloured crayons. Include arrows showing directions and a starting point on each letter. 3. Practise writing names using chalk and little blackboards. Provide name cards for reference. 4. 'Magic window' names. Place a piece of acetate (overhead projector transparency sheet) over each student's name card. Ask students to trace their name with a whiteboard pen, clean off with a tissue, and then repeat several times. 	<ol style="list-style-type: none"> 1. Provide students with ice-cream lids with slits cut in them and card strips for weaving. 2. Have students fold and cut 'paper towels' to make doilies, and dip corners into dyes to decorate. 3. Attach three pieces of very thick wool or ribbon to card or a chair leg. Have students try to plait the strings. 4. Have students concertina-fold coloured paper to make fans.

The Pre-Primary Teacher Resource Book has an 8 week day-by-day Fine Motor Skills program.



STUDENT BOOKS Years Pre-Primary - 6

PRE-PRIMARY STUDENT BOOK

These fun and inviting books have well-designed, uncluttered pages for the beginning writer.

Other features include:

- Plenty of pre-writing patterning exercises to help practise the basic movements required in letter formation and development of fine motor skills.
- Each letter has two pages of tracing and tracking exercises with an attractive seahorse character to introduce the positioning of letters within lines.
- The letters are also cleverly featured within illustrations as a memory aid for students.

YEAR 1 STUDENT BOOK

As well as continuing to give students two pages of tracing, tracking and independent writing exercises for each letter, the Year 1 book also features:

- lower- and upper-case letters
- instructions for capitals for left-handers
- punctuation
- numerals 1-10
- simple sentences.

YEAR 2 STUDENT BOOK

Contains all the features of Pre-Primary and Year 1 plus:

- tracing and copying sentences and words commonly found in Year 2 spelling lists
- numerals
- number words and punctuation integrated into sentences
- more emphasis on practice.

YEAR 3 STUDENT BOOK

Focus is on teaching the basic joins. Includes:

- diagonal joins, horizontal joins and touch joins
- joining to ascenders
- letters that don't join
- tracking exercises to introduce joins.

YEAR 4 STUDENT BOOK

Focus is on consolidation of joining skills, plus:

- speed loops
- printing for labelling
- students begin to assess their own letter size and spacing, spacing between words, and slope.

WA TARGETING POSTER PACKS

These packs complement both Handwriting and Maths with 6 Handwriting posters and 6 Maths posters.


12 large posters 375mm x 530mm in a plastic storage wallet.

Includes posters for the following:

- Alphabet poster to match the back of the book.
- 4 posters that link together to make one long alphabet frieze.
- Full-colour props to cut out and use.
- 4 posters of fully illustrated definitions of mathematical terms plus 2 number posters.

2 Poster Packs available: Pre-primary pack of 12 posters.

Year 1 pack of 12 posters.



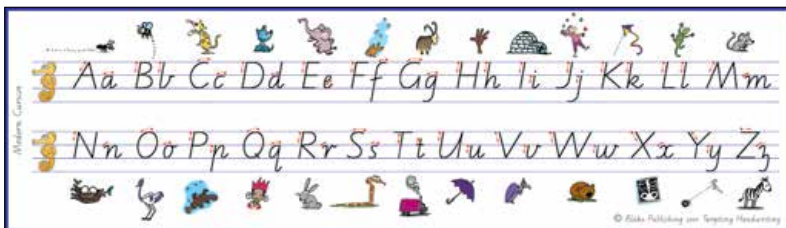
Pre-Primary alphabet poster



Year 1 alphabet poster

DESK STRIPS

Pack of 30 desk strips. Each desk strip contains icons that match the student workbooks with starting arrows marked.




Dimensions: 35 cm x 10 cm.

USING COMPUTERS SECTION



Each teacher resource book also contains a bonus **Using Computers** section, fully linked to the Strand Outcome Statements. This section features task cards for students, keyboard and posture diagrams, and easy-to-use computer skills teaching notes.



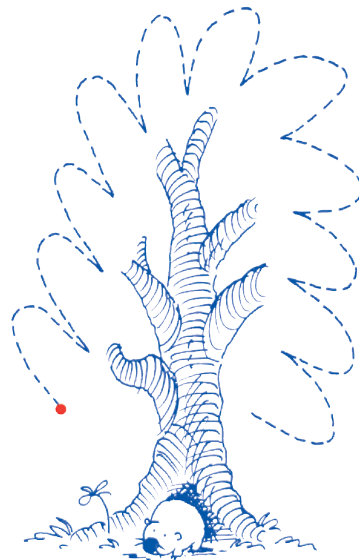
Each Targeting Handwriting Student Book features a colourful back cover reference guide.

ABOUT THE AUTHORS AND ILLUSTRATOR

Jane Pinsker has taught extensively in both private and public schools in outback Queensland as well as in Sydney and London. She has taught children from preschool to Year 6, with her passion being the early years.

Jo Ryan has over twenty years experience teaching children from Prep to Year Six in a number of private schools in Melbourne and Hong Kong. Her educational interests include providing for individual differences and developing thinking skills.

Stephen Michael King is a well-known children's illustrator and writer. Five of the books he has illustrated have been shortlisted for Children's Book Council of Australia awards. He has been published in 13 languages.



ORDER FORM WA TARGETING HANDWRITING

WA TARGETING HANDWRITING STUDENT BOOKS			RRP	QTY
9781742152813	Preschool	Targeting Handwriting Student Book - New Edition	\$10.95	
9781920728298	Pre-Primary	WA Targeting Handwriting Student Book	\$13.95	
9781920728304	Year 1	WA Targeting Handwriting Student Book	\$13.95	
9781920728311	Year 2	WA Targeting Handwriting Student Book	\$13.95	
9781920728328	Year 3	WA Targeting Handwriting Student Book	\$13.95	
9781920728335	Year 4	WA Targeting Handwriting Student Book	\$13.95	
9781740201919	Year 5	WA Targeting Handwriting Student Book	\$13.95	
9781740201926	Year 6	WA Targeting Handwriting Student Book	\$13.95	
WA TARGETING HANDWRITING TEACHING GUIDES				
9781920728533	Pre-Primary	WA Targeting Handwriting Teaching Guide	\$44.95	
9781920728540	Year 1	WA Targeting Handwriting Teaching Guide	\$44.95	
9781920728557	Year 2	WA Targeting Handwriting Teaching Guide	\$44.95	
WA TARGETING HANDWRITING DESK STRIPS AND POSTERS				
9781920728588	Pre-Primary	WA Targeting Handwriting Modern Cursive desk Strips (pack of 30)	\$21.95	
9781920728649	Pre-Primary	Modern Cursive Poster Pack (12 posters)	\$59.95	
9781920728656	Year 1	Modern Cursive Poster Pack (12 posters)	\$59.95	

Please note: All orders under \$50 incur a freight fee

NAME.....ORDER NO

SCHOOL NAME.....

ADDRESS.....

..... POSTCODE

TELEPHONEFAX.....EMAIL.....

INSPECTION COPY ORDERS:

Tick the box by the title and return to Pascal Press by post or **fax (02) 8585 4001**. Inspection copies will be sent on a 30-day approval and do not require a school order number.

Your local bookseller/representative is:

pp2161



PASCAL PRESS

Pascal Press
 ABN: 27 003 848 628
 P.O. Box 250, Glebe, NSW 2037

Phone: 02 8585 4044 **Fax:** 02 8585 4001
Email: contact@pascalpress.com.au
Web: www.pascalpress.com.au