

The Mosquitoes' Book of Dirty Tricks

YOU WILL NEED:

- scissors
- a piece of paper
- glue
- a red pencil.

Use *The Mosquitoes' Book of Dirty Tricks* to help you with this activity about the mosquito's life cycle.

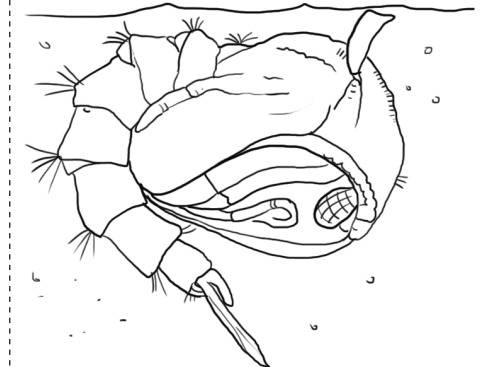
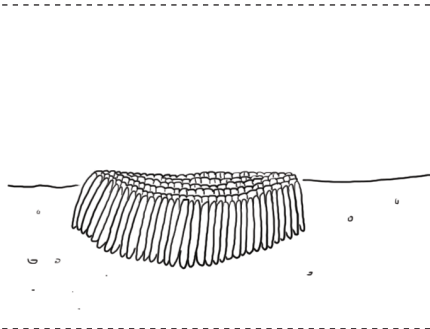
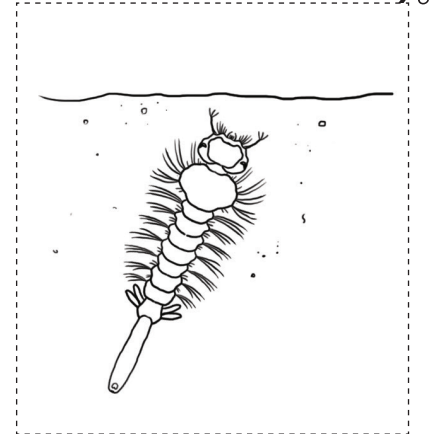
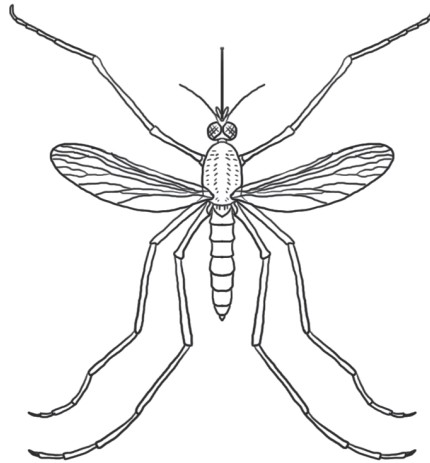
- 1 Cut out the four pictures and the four label boxes.
- 2 Glue the pictures in the correct life cycle order.
- 3 Then glue the correct label next to each one.
- 4 Draw an arrow in red between each life cycle stage and number them 1, 2, 3 or 4.
- 5 Give your diagram the title 'Mosquito life cycle' and write your name at the bottom of the page.

Adult mosquito emerges from pupa and flies away

Eggs hatch into wrigglers and eat microscopic life in the water

Wrigglers become pupas (also called tumblers) and float just below the surface of the water

Adult mosquitoes mate and female lays a raft of eggs on top of water



The Mosquitoes' Book of Dirty Tricks

Answer these questions after reading *The Mosquitoes' Book of Dirty Tricks*.

1 Why do mosquitoes have to be sneaky?

2 What is the biggest problem humans have with mosquitoes?

3 Why does the water they lay their eggs in have to be still?

4 Why do only female mosquitoes bite?

5 What stage is the most dangerous one for a mosquito?

6 What are three diseases that mosquitoes carry?

7 What do male mosquitoes eat?

NAME