

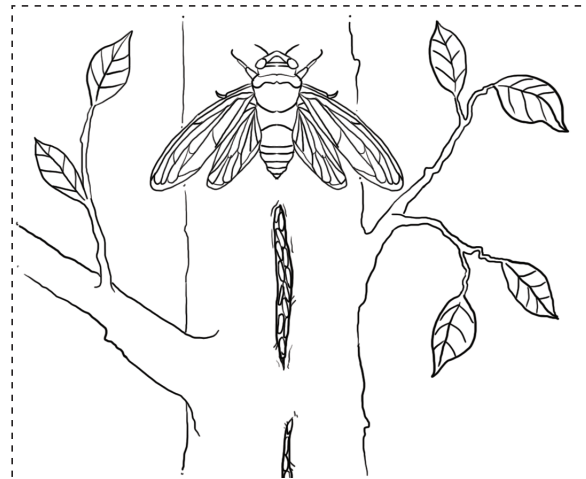
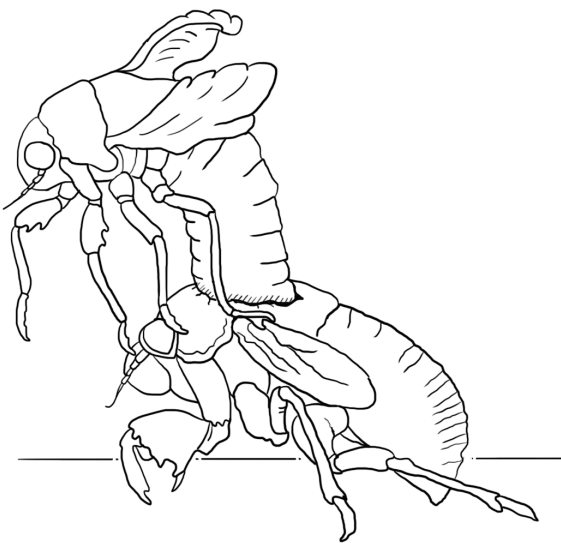
# Boris the Beetle

Use the *Boris the Beetle* book to help you with this activity about the cicada's life cycle.

- 1 Cut out the three pictures and the three label boxes.
- 2 Glue the pictures in the correct life cycle order.
- 3 Then glue the correct label next to each one.
- 4 Draw an arrow in red between each life cycle stage and number them 1, 2 or 3.
- 5 Give your diagram the title 'Cicada life cycle' and write your name at the bottom.

## YOU WILL NEED:

- scissors
- a piece of paper
- glue
- a red pencil.




Mature nymph  
climbs up the  
tree at night

Eggs are laid  
into scars cut by  
adults into tree

Adult cicada  
emerges from  
the nymph

# Boris the Beetle

Match the words from the *Boris the Beetle* story by drawing a line to their definitions. The glossary in the book will help you.



bulge

to speak softly

imagine

to come into view or appear

monster

a rounded projection or hump

emerge

to have the courage to try

exoskeleton

to form an image of something in your mind

dared

an ugly, frightening creature

whispered

a hard covering on the outside of the body of many animals

NAME